

radium

DESIGN SET



Radium p. 209



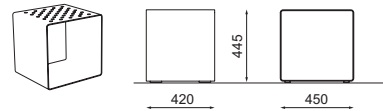
LRA410 / 415

Silla

estructura de chapa de acero curvada,
asiento de chapa perforada, variante con Citépin

LRA410

LRA415



LRA441 / 442 / 446 / 447

Banco

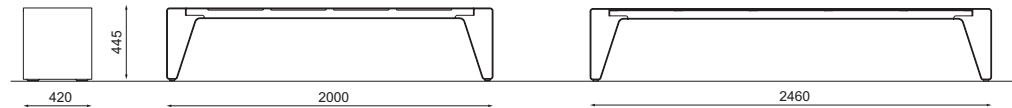
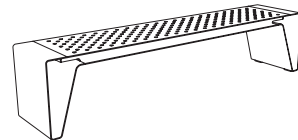
estructura de chapa de acero curvada,
asiento de chapa perforada, variante con Citépin

LRA441

LRA442

LRA446

LRA447



LR520 / 522

Asiento isquiático

estructura de chapa de acero curvada

